
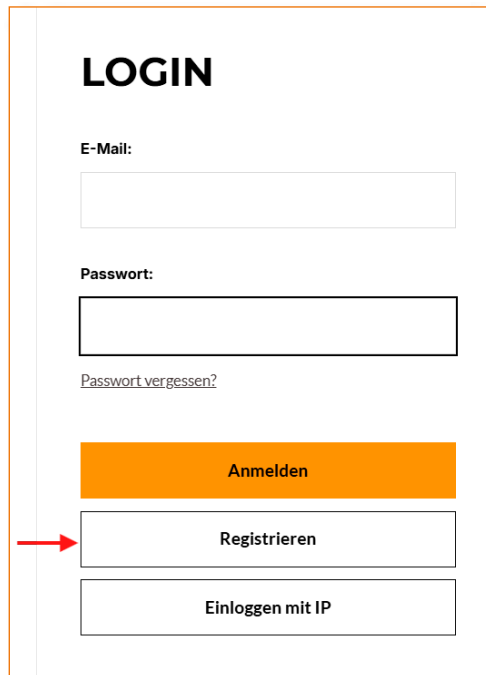


Registration using the registration code for access to the subscriber area

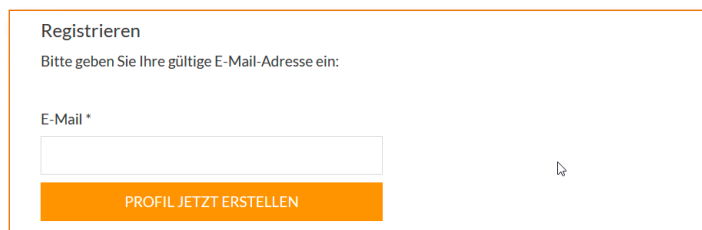
1. On the homepage (<https://www.natur-und-landschaft.de>) you will find the subscriber login at the top right of every page:



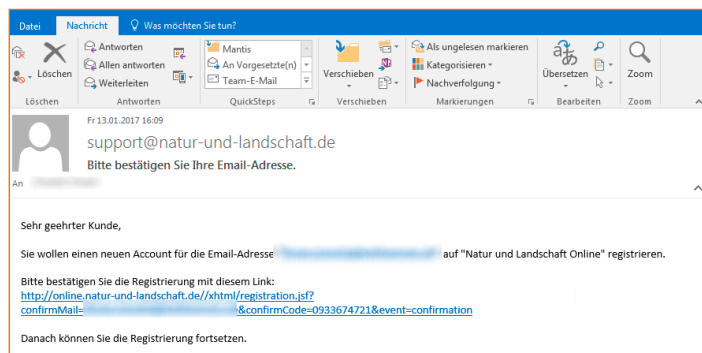
2. When you click on „Anmelden“ (Login) – the registration menu will open. Then please click on „Registrierung“ (Registration):



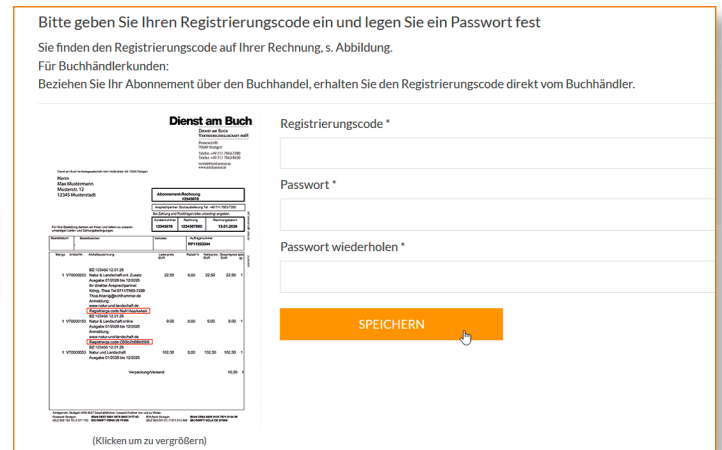
3. Now please enter your e-mail address and click on „Profil jetzt erstellen“ (Create profile now) underneath:



4. Shortly afterwards you will receive an e-mail with a link which you must use to confirm your registration:



5. Now continue the registration process by entering your registration code and setting a password. You will find your registration code on your invoice. If you purchased your subscription from a bookshop, you will receive the registration code directly from them. Complete your registration by clicking on „Speichern“ (Save):



Renewing the registration code, changing the password and creating multi-user licences by means of user management

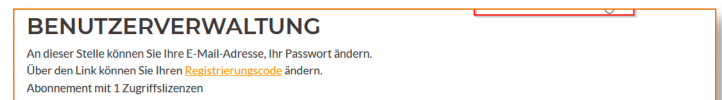
A. Log in with your access data via „Anmelden“ (Login), see pictures under 1. and 2. on the left. To finalize your login click on „Anmelden“:



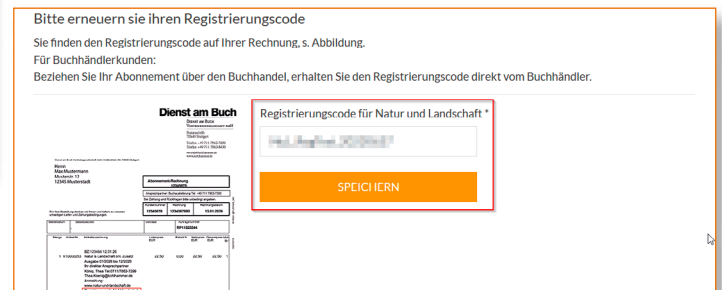
B. Select the menu item „Benutzerverwaltung“ (User management):



C. Click on „Registrierungscode“ (Registration code) to renew an existing code, if it has expired for example:



D. Enter the new registration code and complete the process by clicking on „Speichern“ (Save):



E. Click on „Bearbeiten“ (Edit) in the user management screen if you want to change your e-mail address or your password. In the case of a multi-user licence, click on „Bearbeiten“ (Edit) under „Nebennutzer“ (Secondary user) and enter your data in the user dialogue that appears (no picture shown here):

