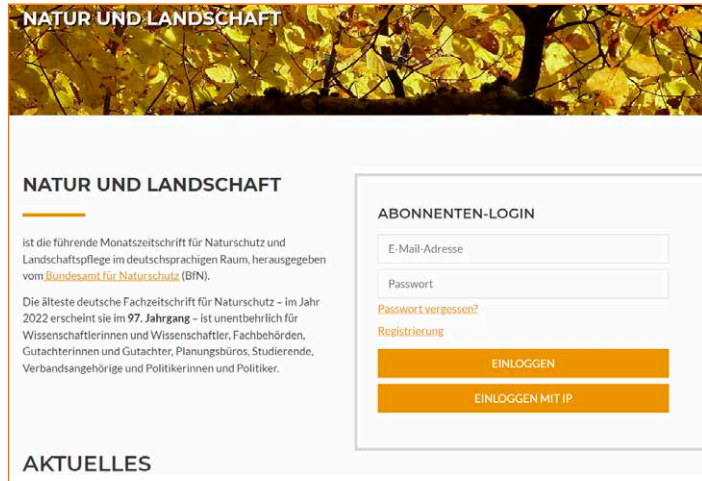


Registration using the registration code for access to the subscriber area

1. On the homepage (<https://www.natur-und-landschaft.de/>) you will find the subscriber login at the bottom right:



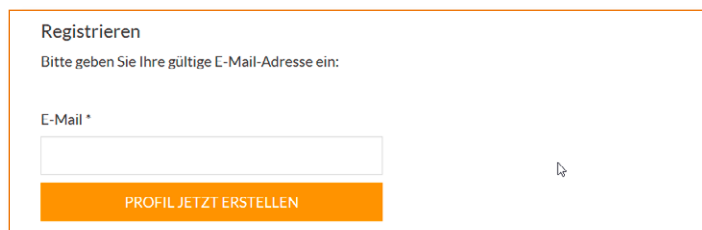
2. You will also find the login button at the top right of every page:



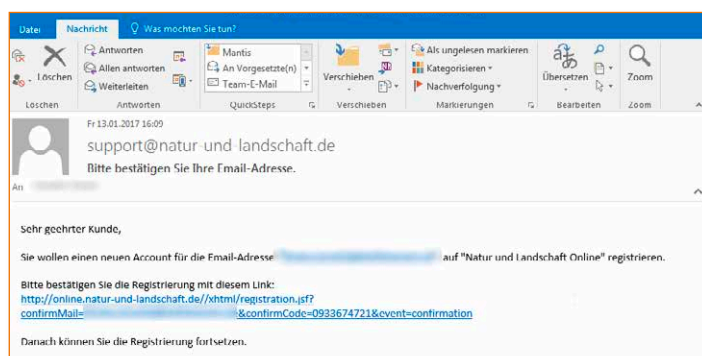
3. When you click on „Anmelden“ (Login) – the registration menu will open. Then please click on „Registrierung“ (Registration) klicken:



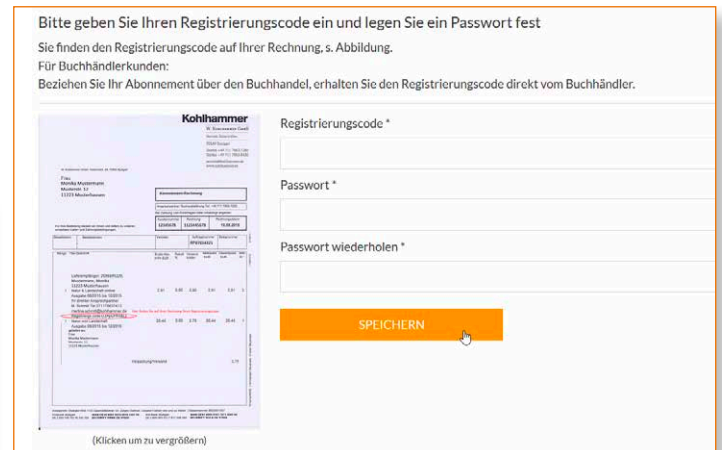
4. Now please enter your e-mail address and click on „Profil jetzt erstellen“ (Create profile now) underneath:



5. Shortly afterwards you will receive an e-mail with a link which you must use to confirm your registration:



6. Now continue the registration process by entering your registration code and setting a password. You will find your registration code on your invoice. If you purchased your subscription from a bookshop, you will receive the registration code directly from them. Complete your registration by clicking on „Speichern“ (Save):



Renewing the registration code, changing the password and creating multi-user licences by means of user management

1. Log in with your access data via „Anmelden“ (Login):



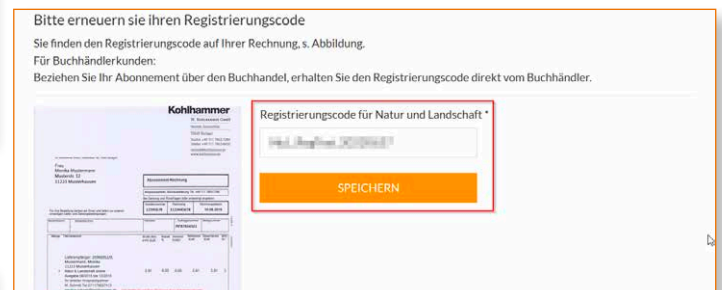
2. Select the menu item „Benutzerverwaltung“ (User management):



3. Click on „Registrierungscode“ (Registration code) to renew an existing code, if it has expired for example:



4. Enter the new registration code and complete the process by clicking on „Speichern“ (Save):



5. Click on „Bearbeiten“ (Edit) in the user management screen if you want to change your e-mail address or your password. In the case of a multi-user licence, click on „Bearbeiten“ (Edit) under „Nebenutzer“ (Secondary user) and enter your data in the user dialogue that appears (no picture shown here):

